

New Look: Envelopes and Invoices

Here's what your new Bill By
Mail invoice will look like.



Returned Mail Processing Center
P.O. BOX 14430
Fort Lauderdale, FL 33302-4430

Invoice Number: 100000000000
Invoice Date: 03/14/23



03410

NAME
ADDRESS
CITY, STATE, ZIP



Summary of Charges

| | |
|---------------------|---------------|
| Previous Amount Due | \$0.00 |
| Payments | \$0.00 |
| Fees* | \$0.00 |
| Adjustments | \$0.00 |
| Penalties* | \$0.00 |
| New Tolls | \$5.00 |
| Amount Due | \$5.00 |
| Due Date | 04/13/23 |

Ways to Pay

- Online ncquickpass.com
- By Mail Mail a check (see payment stub below)
- In person Find a customer service center at ncquickpass.com/contact-us
- Phone (877) 769-7277
- QR Code



*Failure to respond to this invoice within 30 days by either paying the amount due or disputing a toll as described below will result in a processing fee of \$6.00 being added to the subsequent invoice total. If subsequent invoices remain unpaid additional processing fees and a \$25 civil penalty will be applied to the amount due. Failure to pay any toll, processing fee or civil penalty may result in the NC Division of Motor Vehicles withholding your registration renewal. Any unpaid balances may be turned over to a collection agency. (N.C. General Stat. § 136-89.215 through § 136-89.217.)

You would have saved 35%
with a NC Quick Pass transponder!

Visit ncquickpass.com to get started.



Receive invoices by email,
visit ncquickpass.com to opt in.

PLEASE DO NOT SEND CASH

Make check payable to NC Quick Pass
Invoice Number: 100000000000
Amount Due: \$5.00
Due Date: 04/13/23


Amount Enclosed \$.



New Look: Envelopes and Invoices

Follow this guide on what to look for in your mailbox if you have traveled on a NC Quick Pass toll road and don't have a transponder or NC Quick Pass account.

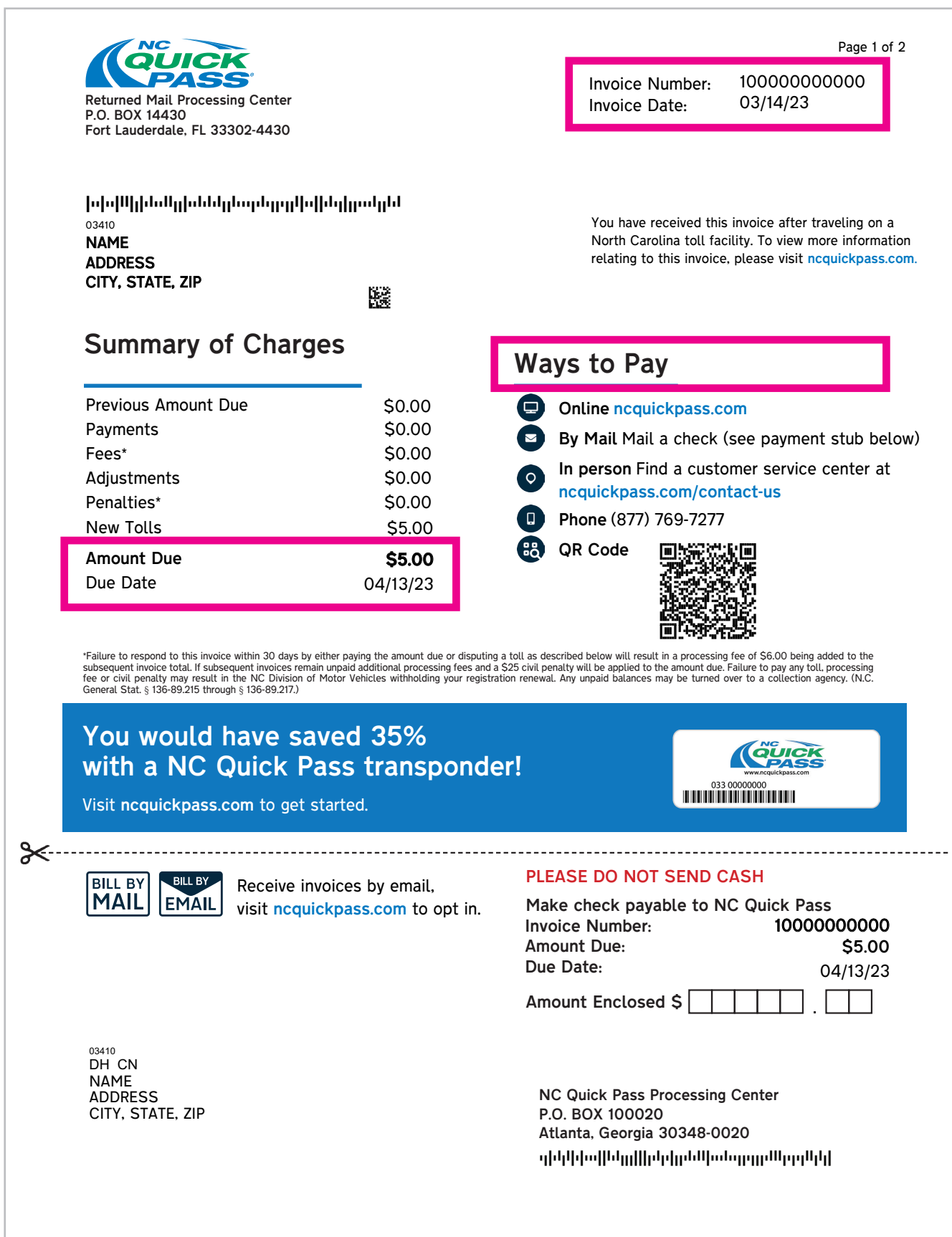
1 New envelopes now display the NC Quick Pass logo only. Look for an alert within a red box on the envelope. This lets you know an action is needed.



Envelope

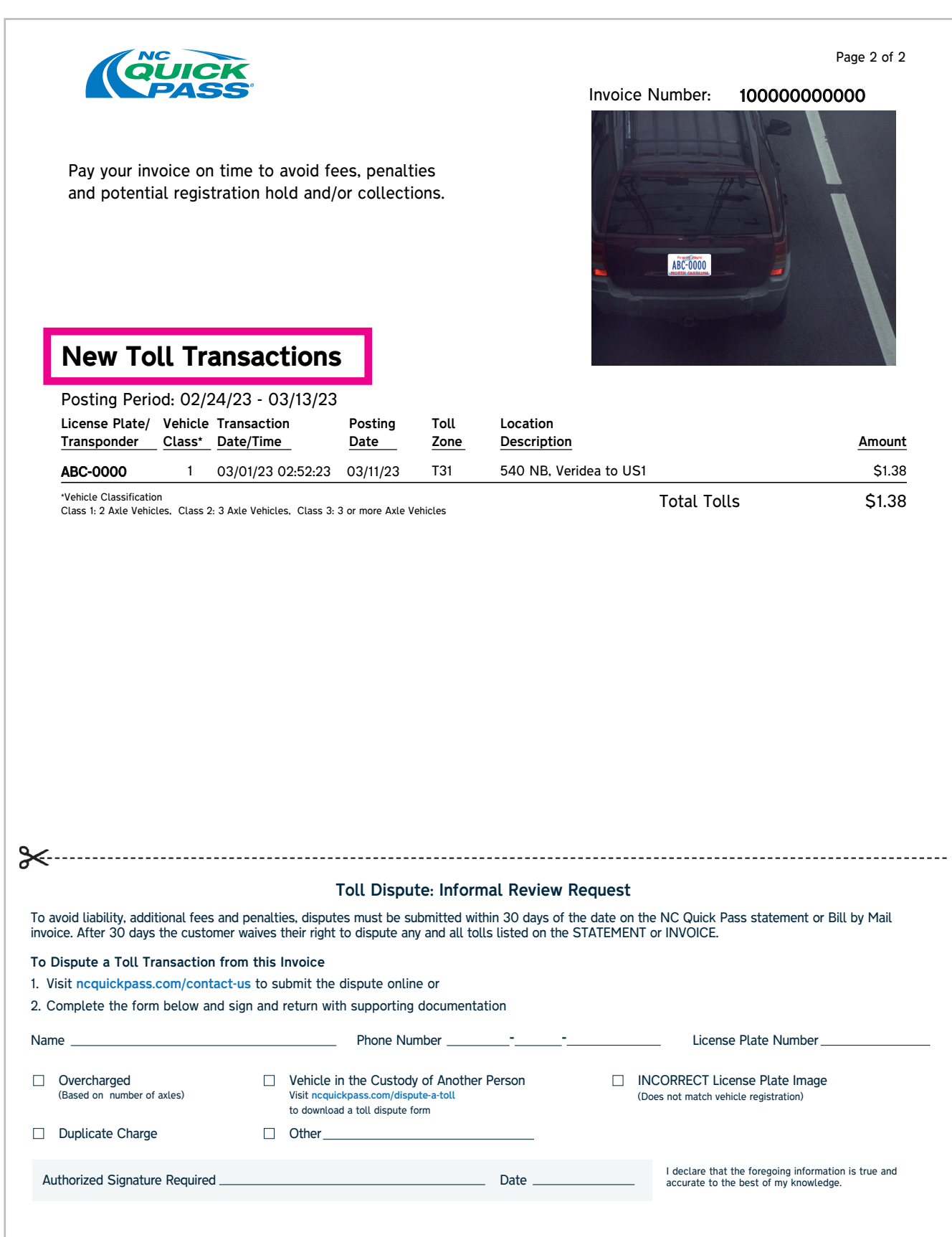
2 On the first page of your invoice, you will find the Invoice Number and Invoice Date in the top right.

Toward the middle, you will find the Amount Due and Due Date. Choose an option listed under the Ways to Pay section on the right.



Invoice: Page 1

3 If you want details of your trip, look at the New Toll Transactions section on the back of your invoice.



Invoice: Page 2

Get a free NC Quick Pass sticker.
Save 35% on tolls.
Visit ncquickpass.com to learn more.

